

Features

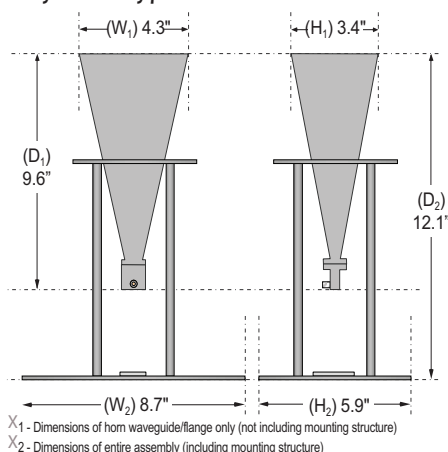
- **Frequency Range**
18 GHz to 26.5 GHz
- **Transmit & Receive Capabilities**
emissions/immunity applications
- **Individual Calibration Included** per
ANSI C63.5 with NIST traceability

Description

The AH-826 is a broadband, linearly polarized Standard Gain Horn Antenna, operating over the frequency range of 18 GHz to 26.5 GHz. It can be used as a receiving or transmitting antenna.


Construction

The AH-826 is designed to be extremely durable, making it an ideal choice for daily use in laboratory environments, both indoors and outdoors, and even under continuous exposure to extreme weather conditions. The antenna is constructed using high grade, corrosion resistant aluminum. The outer surface is also painted to provide additional protection. The antenna is fitted with a high quality SMA-type coaxial connector.



Calibration

Each antenna is individually calibrated per ANSI C63.5 with NIST traceability. The calibration data and certificate is provided. Recognized ISO 17025 accredited calibration is also available upon request.



Application

The AH-826 Standard Gain Horn Antenna is suitable for use as an EMI test antenna for qualification-level regulatory compliance measurements (FCC, CE, MIL-STD-461, RTCA DO-160, FDA, SAE, etc.).

The AH-826 is equally suitable for use as a transmitting antenna for establishing radiated RF fields for product immunity tests. It is capable of handling power levels up to 10 Watts with the waveguide to coaxial adapter in place. By removing the adapter and connecting directly, or with a length of waveguide to your amplifier's waveguide output, field strengths of over 1,450 V/m @ 1 meter can be achieved with only 200 Watts input power.

Another common application for the AH-826 is to use it as a "substitution antenna" for determining the Effective Radiated Power (ERP) and/or Effective Isotropic Radiated Power (EIRP) of intentional radiators (RF transmitters). These tests are typically applicable for products operating within licensed frequency bands, and also for European acceptance tests per ETSI standards for radio equipment.

Notwithstanding the above, the AH-826 can also be used for site comparisons, shielding effectiveness tests of large enclosures, field monitoring, site surveys and other general purposes.

Mounting

The AH-826 can easily be secured to any tripod or mast via its standard 1/4-inch x 20 mounting hole located in the center of the antenna's base plate.

Specifications

Product Name	Standard Gain Horn Antenna
Frequency Range	18 GHz to 26.5 GHz
Polarization	Linear
Nominal Impedance	50Ω
Power Handling (CW)	10W/200W [with/without] waveguide to coaxial adapter
Connector	SMA (female)
Antenna Factor	31.1 to 33.6 (average: 32.4) [dB(m ⁻¹)]
Isotropic Gain	23.4 to 25.6 (average: 24.7) dBi
VSWR	1.07 to 1.65 (average: 1.40) :1
Return Loss	12.2 to 28.9 (average: 16.6) dB
Specifications	FCC, CISPR, EN, ETSI, FAA, MIL-STD-461, SAE, etc.
Horn/Waveguide Dimensions	3.4" x 4.3" x 9.6" [8.6 x 10.9 x 24.5 cm]
Complete Assembly Dimensions	5.9" x 8.7" x 12.1" [15 x 22 x 30.8 cm]
Weight	1.5 lbs. [0.7 kg]

All specifications are subject to change without notice.
All values are typical, unless specified.


Accessories available from Com-Power:



PAM-840A Preamplifier (18-40 GHz)



AT-812 Antenna Tripod



AHA-840 Active Horn Antenna (18-40 GHz)

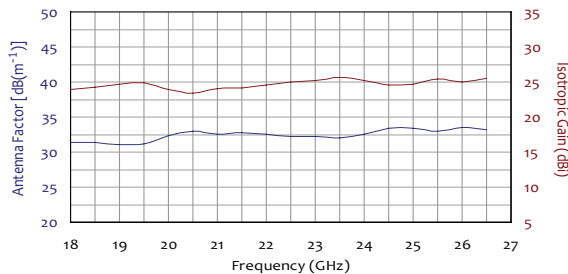
Also Available:

AH-640 Horn Antenna (26.5-40 GHz)

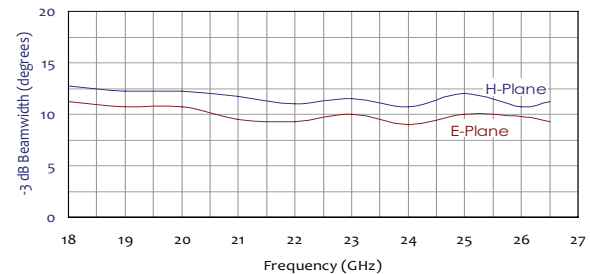
AHA-118 Active Horn Antenna (1-18 GHz)

AL-100, ALC-100, ALP-100 Log Periodic Antennas

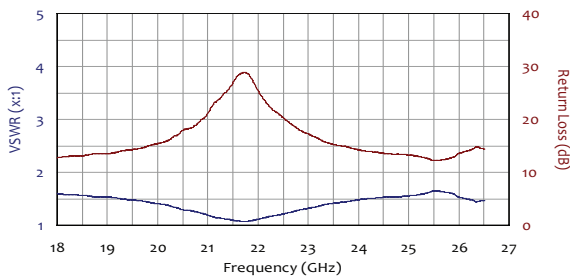
Antenna Factors / Isotropic Gain



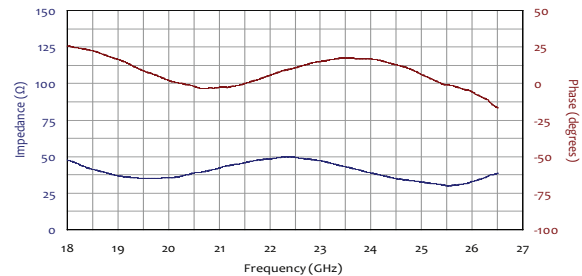
-3 dB [Half-Power] Beamwidth



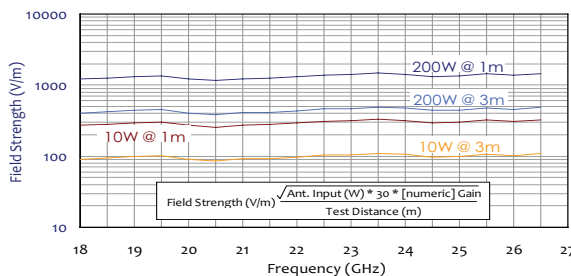
VSWR/Return Loss



Impedance/Phase



Typical Field Strength with 10W/200W Input



Typical Forward Power Levels

